

BERJAYA®

Quality Variety Reliability



QUALITY
FOODSERVICE
EQUIPMENT

2023
EDITION

Stainless Steel Hot Food Display

- Stainless steel netting sliding door.
- Toughed curved glass, giving full view display.
- Overhead illuminated by fluorescent lamp.
- Removable cross bar.
- 30°C ~ 110°C thermostat control for wet operation with thermometer reading.
- Choices of 65mm or 100mm food pan.

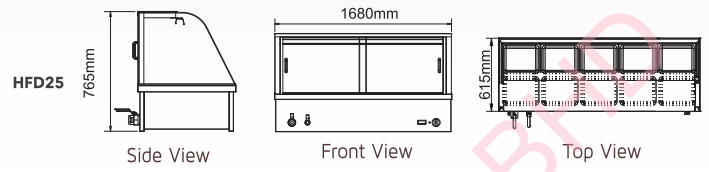
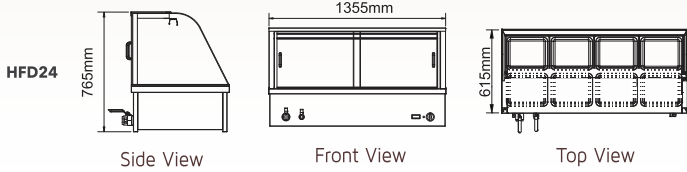


HFD25-65

HFD24-65

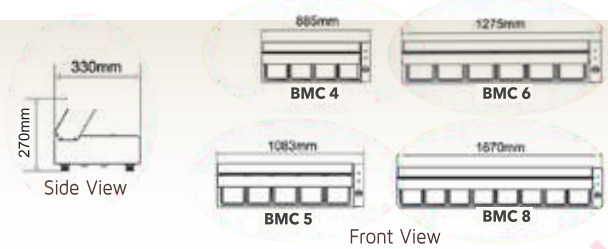
HFD25-100

HFD24-100



Model	Dimension	Packing Dimension (L x W x H) (mm)	Capacity (L x W x H) (mm)	Power Heater (W)	Voltage, Frequency (V, Hz)	Thermostat (°C)	Amp (A)	Weight (kg)	Packing Volume (m³)
HFD24-65	1355 x 615 x 765	1500 x 795 x 940	8 x FP½ - 2.5 Foodpan	3000	220-240, 50/60	30 - 110	11	73	1.12
HFD24-100	1355 x 615 x 765	1500 x 795 x 940	8 x FP½ - 4 Foodpan	3000	220~240, 50/60	30 - 110	11	74	1.12
HFD25-65	1680 x 615 x 765	1830 x 795 x 940	10 x FP½ - 2.5 Foodpan	3000	220-240, 50/60	30 - 110	11	87	1.37
HFD25-100	1680 x 615 x 765	1830 x 795 x 940	10 x FP½ - 4 Foodpan	3000	220-240, 50/60	30 - 110	11	89	1.37

Stainless Steel Mini Bain Marie Counter With Food Tray



BMC 4 (WC) With Cover

BMC 5

Model	No. of Food Tray	Size of Food Tray (L x W x H) (mm)	Machine Dimension (L x W x H) (mm)	Packing Dimension (L x W x H) (mm)	Power (W)	Voltage, Frequency (V, Hz)	Weight (kg)	Option	Packing Volume (m³)
BMC 4	4	300 x 190 x 40	885 x 330 x 270	940 x 380 x 190	1000	220~240, 50 / 60	12	without cover	0.07
BMC 5	5	300 x 190 x 40	1083 x 330 x 270	1133 x 380 x 190	1200	220~240, 50 / 60	13.5	without cover	0.08
BMC 6	6	300 x 190 x 40	1275 x 330 x 270	1325 x 380 x 190	1400	220~240, 50 / 60	16	without cover	0.10
BMC 8	8	300 x 190 x 40	1670 x 330 x 270	1770 x 380 x 190	1400	220~240, 50 / 60	21	without cover	0.13
BMC 4WC	4	300 x 190 x 40	885 x 330 x 270	940 x 380 x 190	1000	220~240, 50 / 60	14	with cover	0.07
BMC 5WC	5	300 x 190 x 40	1083 x 330 x 270	1133 x 380 x 190	1200	220~240, 50 / 60	16.6	with cover	0.8
BMC 6WC	6	300 x 190 x 40	1275 x 330 x 270	1325 x 380 x 190	1400	220~240, 50 / 60	19.6	with cover	0.10
BMC 8WC	8	300 x 190 x 40	1670 x 330 x 270	1770 x 380 x 190	1400	220~240, 50 / 60	25.3	with cover	0.13

Stainless Steel Electrical Bain Marie



BM 4

Model	No. of Food Pan	Machine Dimension (L x W x H) (mm)	Wattage (W)	Voltage, Frequency (V, Hz)	Weight (kg)
BM 3	3 full size or 6 half size	1105 x 760 x 840	3000	220~240, 50 / 60	38
BM 4	4 full size or 8 half size	1435 x 760 x 840	3000	220~240, 50 / 60	45
BM 5	5 full size or 10 half size	1765 x 760 x 840	3000	220~240, 50 / 60	51
BM 6	6 full size or 12 half size	2095 x 760 x 840	3000	220~240, 50 / 60	58
BM 15	15 half size	1830 x 965 x 840	3000	220~240, 50 / 60	61
BM 18	18 half size	2135 x 965 x 840	3000	220~240, 50 / 60	69
BM 21	21 half size	2440 x 965 x 840	3000	220~240, 50 / 60	77